


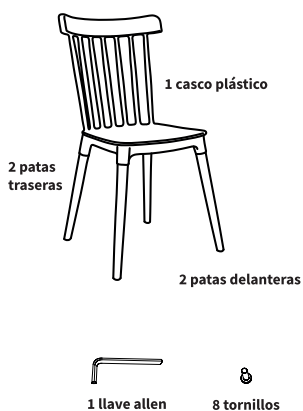


+ gardenlife
home & garden design



SILLA WINDSOR

Manual del Usuario / Manual do Usuário / User's Manual

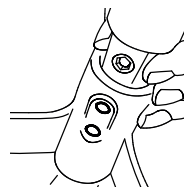


1- Kit para colocar una pata

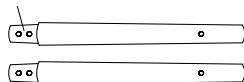
2 tornillos - llave allen



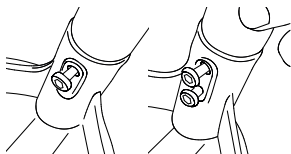
2- Colocación de pata en casco de silla



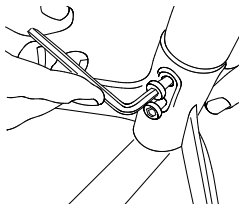
Patas traseras más cortas con pinta negra



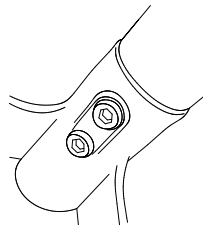
3- Tornillos montados a mano



4- Ajuste de tornillos con llave allen



5- Pata montada en silla



Asiento de plástico
Textura mate
Patatas de madera

Assento plástico
Acabamento fosco
Pernas de madeira

Plastic seat
Matte finish
Wooden legs

46 x 84 x 44 cm

WWW.GARDENLIFE.COM.AR

